

# EPD

ENVIRONMENTAL PRODUCT DECLARATION  
In accordance with EN 15804 and ISO 14025

# ISOVER T



## GENERAL INFORMATION

<b>Manufacturer:</b>	Saint-Gobain Construction Products CZ, division ISOVER, Smrčková 2485/4, 180 00 Praha 8, Česká republika
<b>Manufacturer represented:</b>	Častolovice, Masarykova 197, 517 50, Czech Republic
<b>About company:</b>	International company, enterprising in 64 countries, part of Saint-Gobain group, more than 190 000 employees. Subject of enterprise of ISOVER division is to produce and sell thermal insulation from mineral wool, expanded and extruded polystyrene, their accessories and providing technical support for marketed solutions.
<b>EPD Programme:</b>	The International EPD® System
<b>Registration no:</b>	<b>3015-EPD-030060633</b>
<b>Generic PCR review conducted by:</b>	Environdec, EPD International Ltd., Box 210 60, SE-100 31 Stockholm, Sweden
<b>Other used standards:</b>	Saint-Gobain Methodological Guide for Construction Products 2012
<b>Information for the Environmental Product Declaration based on:</b>	General report on ISOVER LCA Castolovice, Paris, France: ISOVER, 2015
<b>EPD range:</b>	„From cradle to gate with option“ (details later in EPD)
<b>Date of publication:</b>	9 <sup>th</sup> May 2019
<b>EPD validity:</b>	9 <sup>th</sup> May 2024
<b>Complier EPD:</b>	Ing. arch. Josef Hoffmann, Division ISOVER, Saint-Gobain Construction Products CZ a.s.
<b>Verifier EPD:</b>	Technický a zkušební ústav stavební Praha, s.p. – pobočka Plzeň

Tab. 1 – Information about verifier

<b>CEN standard EN 15804+A1 serves as the core PCR</b>	
Independent verification of the declaration and data, according to EN ISO 14025:2010: <input type="checkbox"/> Internal <input checked="" type="checkbox"/> External	
<b>Third party verifier:</b> Technický a zkušební ústav stavební Praha, s.p. Prosecká 811/76a, Praha 9, 190 00 Czech Republic Certification Body for EPD, accredited by CAI - Czech Accreditation Institute, under No. 467/2019	



## PRODUCT DESCRIPTION AND DESCRIPTION OF USE

This EPD describes the environmental impacts of 1 m<sup>2</sup> of mineral wool product. EPD was created from complete data included all thicknesses of the product. Each thickness influences environmental impacts specifically, their individual impacts were taken into account by the real production and sale rate. Thickness proportions are listed thereafter.

Production process of this mineral wool uses natural and abundant raw materials (volcanic rock), blast-furnace slag, recycled content (briquettes), fusion and fiberising techniques to produce stone wool. The products obtained come in the form of a “mineral wool mat” consisting of a soft, airy structure. It is made of hydrophilic mineral wool, so it has special parameters unlike to standard mineral wool. (see Manufacturing process flow diagram on page 6).

ISOVER T slabs are designed for thermal, acoustic and fire insulation of the flat roofs. They can be used as bottom or middle layer into multiple layer systems. It is necessary to combine them with covering top layer from ISOVER S, S-i. For safe rainwater transport, there is a suitable combination with gravity flow systems ISOVER SD and ISOVER DK as well as with ISOVER AK attic wedge blocks which help to change the horizontal direction of the waterproofing into the perpendicular direction.



**Fig. 1 - Example of use ISOVER T**

**Tab. 2 - Product parameters for EPD calculation**

Parameter	Value
Thermal resistance (100 mm) (EN 12162)	2.60 K·m <sup>2</sup> ·W <sup>-1</sup>
Thermal conductivity coefficient $\lambda_p$ (EN 12667)	0.038 W·m <sup>-1</sup> ·K <sup>-1</sup>
Water vapour transmission (EN 12086)	1 [-]
Compressive strength (EN 826)	50 kPa
Tensile strength (EN 1607)	7,5 kPa
Reaction to fire class (EN 13 501-1)	A1

More info: <http://www.isover.cz/en/declaration-of-performance>

## PRODUCT DESCRIPTION AND DESCRIPTION OF USE

**Tab. 3 - Technical data / physical characteristics**

Parameter	Value
Thickness of product	100 mm (from range 60-140 mm)
Density	127 kg/m <sup>3</sup> (125-160 kg/m <sup>3</sup> )
Recycled briquette content	26-32 %
Surfacing	-
Packaging for the distribution and transportation	Polyethylene: 37.6 g/m <sup>2</sup> • Wood pallet: 480.7 g/m <sup>2</sup>
Quantity by transport (truck)	11887.2 kg
Product used for the Installation	-
Implementation loss rate	5 %

**Tab. 4 - Chemical and hazard information**

Substance	C.A.S. number <sup>(2)</sup>	Amount weight (%)	Classification and labelling (Regulation (CE) n°1272/2008)	Classification and labelling (European directive 67/548/EEC) <sup>(4)</sup>
Stone wool <sup>(1)</sup> Terpolymerbinder		over 95 % 5%	Not classified <sup>(3)</sup> Not classified <sup>(3)</sup>	Not classified Not classified

(1): Man-made vitreous (silicate) fibres with random orientation with alkaline oxide and alkali earth oxide (Na<sub>2</sub>O+K<sub>2</sub>O+CaO+MgO+BaO) content greater than 18% by weight and fulfilling one of the nota Q conditions

(2): C.A.S. : Chemical Abstract Service

(3): Non classified H351 "suspected of causing cancer". Stone fibres are not classified carcinogenic according to the note Q of the Directive 97/69/EEC and the regulation n° 1272/2008 (page 335 of the JOCE L353 of December 31, 2008)

(4): Where substances are classified in accordance with Regulation (EC) No 1272/2008 during the period from its entry into force until 1 December 2010, that classification may be added in the safety data sheet together with the classification in accordance with Directive 67/548/EEC. From 1 December 2010 until 1 June 2015, the safety data sheets for substances shall contain the classification

More info: <http://www.isover.cz/en/safety-documents>

**Most important hazards:** There is no warning notice with this product.

During the life cycle of the product any hazardous substance listed in the "Candidate List of Substances of Very High Concern (SVHC) for authorization" has been used in a percentage higher than 0,1% of the weight of the product.

Tab. 5 - LCA calculation information

<b>Functional unit</b>	Providing a thermal insulation on 1 m <sup>2</sup> with a thermal resistance of 2.60 K·m <sup>2</sup> ·W <sup>-1</sup>
<b>System boundaries</b>	“From cradle to gate with options”
<b>Reference service life (RSL)</b>	50 years
<b>Cut-off rules</b>	The use of cut-off criterion on mass inputs and primary energy at the unit process level (1%) and at the information module level (5%); Flows related to human activities such as employee transport are excluded; The construction of plants, production of machines and transportation systems is excluded since the related flows are supposed to be negligible compared to the production of the building product when compared at these systems lifetime level; Product parts, that are neglectable for its small influence, are for example Paper Labels, used for labeling insulation parcels and pallets.
<b>Allocations</b>	Allocation criteria are based on mass
<b>Geographical coverage</b>	Častolovice (Czech Republic)
<b>Time period</b>	2017
<b>Comparable</b>	According to EN 15804, EPD of construction products may not be comparable if they do not comply with this standard. According to ISO 21930, EPD might not be comparable if they are from different programmes.

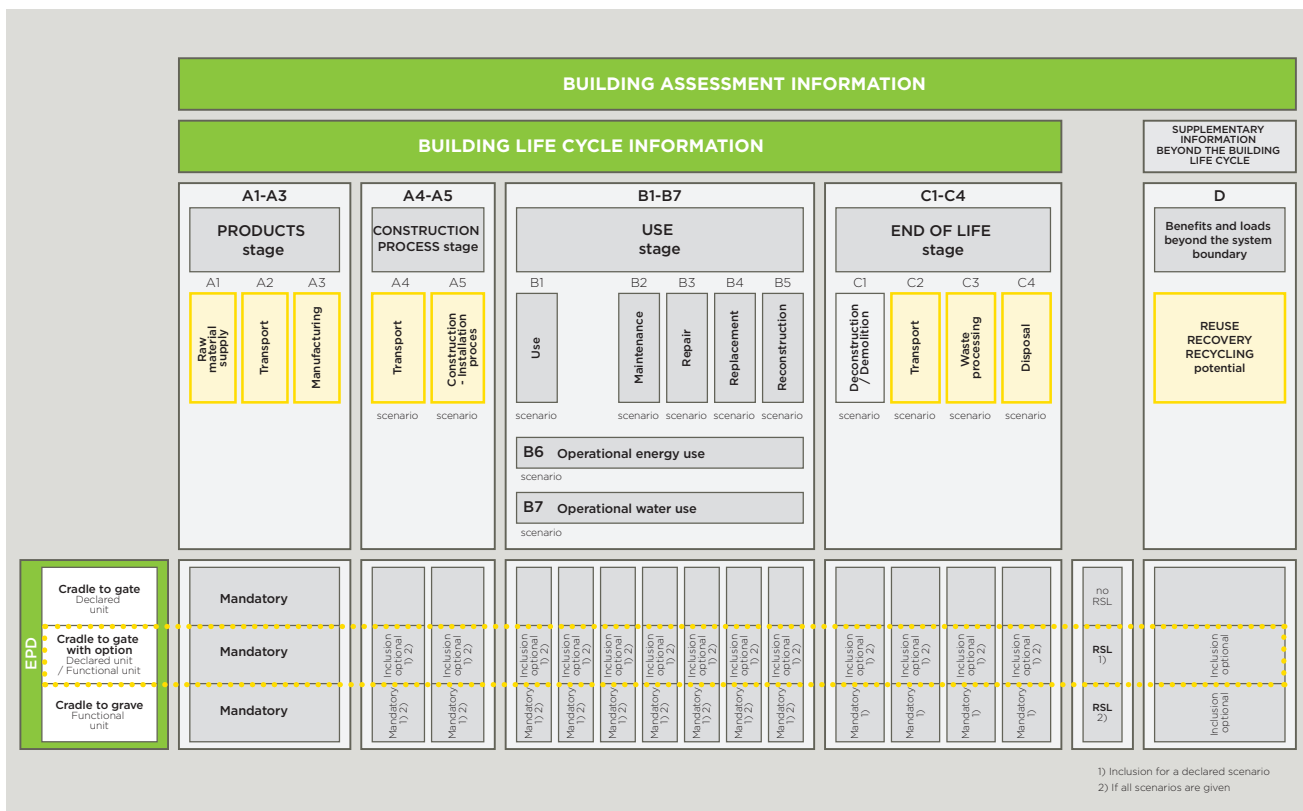


Fig. 2 - Life cycle phases counted (EN 15804 + A1); the effect of the product in stage B1-B7 will be counted at the level of building construction

## ■ PRODUCT STAGE, A1-A3

The product stage of the mineral wool products is subdivided into 3 modules A1, A2 and A3 respectively “Raw material supply”, “transport” and “manufacturing”.

The aggregation of the modules A1, A2 and A3 is a possibility considered by the EN 15 804 standard. This rule is applied in this EPD.

Description of scenarios and additional technical information:

### ■ A1, Raw material supply

This module takes into account the extraction and processing of all raw materials and energy which occur upstream to the studied manufacturing process.

Specifically, the raw material supply covers production binder components and sourcing (quarry) of raw materials for fiber production, e.g. basalt and slag for stone wool. Besides these raw materials, recycled materials (briquettes) are also used as input. See detailed info at the end of this EPD.

### ■ A2, transport to the manufacturer

The raw materials are transported to the manufacturing site. In our case, the modelling include: road transportations (average values) of each raw material.

### ■ A3, manufacturing

This module includes process taking place on the manufacturing site. Specifically, it covers stone wool fabrication including melting and fiberization see process flow diagram and packaging. The production of packaging material is taking into account at this stage.



Fig. 3 - Manufacturing process schema

## ■ CONSTRUCTION PROCESS STAGE, A4-A5

Description of the stage: The construction process is divided into 2 modules: transport to the building site A4 and installation A5.

### ■ A4, Transport to the building site

This module includes transport from the production gate to the building site.

Transport is calculated on the basis of a scenario with the parameters described in the following table.

Parameter	Value
Fuel type and consumption of vehicle or vehicle type used for transport e.g. long distance truck, boat, etc.	Average truck trailer with a 24t payload, diesel consumption 32 liters for 100 km
Distance	160 km
Capacity utilisation (including empty returns)	100 % of the capacity in volume 30 % of empty returns
Bulk density of transported products	127 kg/m <sup>3</sup> (125-160 kg/m <sup>3</sup> )
Volume capacity utilisation factor	1 (by default)

### ■ A5, Installation in the building

No additional accessory was taken into account for the implementation phase insulation product.

Parameter	Value
Wastage of materials on the building site before waste processing, generated by the product's installation (specified by type)	5 %
Output materials (specified by type) as results of waste processing at the building site e.g. of collection for recycling, for energy recovering, disposal (specified by route)	Packaging wastes are 100 % collected and modeled as recovered matter Stone wool losses are landfilled

## ■ Use stage (excluding potential savings), B1-B7

Description of the stage: The use stage is divided into the following modules:

- B1: Use
- B2: Maintenance
- B3: Repair
- B4: Replacement
- B5: Refurbishment
- B6: Operational energy use
- B7: Operational water use

### Description of scenarios and additional technical information:

Once installation is complete, no actions or technical operations are required during the use stages until the end of life stage. Therefore mineral wool insulation products have no impact (excluding potential energy savings) on this stage.

## ■ End-of-life stage C1-C4\*

### Description of the stage:

The stage includes the different modules of end-of-life detailed below.

### ■ C1, de-construction, demolition

The de-construction and/or dismantling of insulation products take part of the demolition of the entire building. In our case, the environmental impact is assumed to be very small and can be neglected.

### ■ C2, transport to waste processing

The model use for the transportation is applied.

### ■ C3, waste processing for reuse, recovery and/or recycling;

The product is considered to be landfilled without reuse, recovery or recycling.

### ■ C4, disposal;

The stone wool is assumed to be 100% landfilled.

**Tab. 6 – Calculation scenario - phases C2, C3, C4**

Parameter	Value
Collection process specified by type	12.7 kg (collected with mixed construction waste)
Recovery system specified by type	No re-use, recycling or energy recovery
Disposal specified by type	12.7 kg are landfilled
Assumptions for scenario development (e.g. transportation)	Average truck trailer with a 24 t payload, diesel consumption 32 liters for 100 km

## ■ Reuse/recovery/recycling potential, D\*

Description of the stage: Packaging wastes from module A5 are reported in this module as recovered matter for information.

\*see Environmental positive contribution at the end of EPD



LCA model, aggregation of data and environmental impact are calculated from the TEAM™ software 5.2. Resume of the LCA results detailed on the following tabs.

**Tab. 7 - Environmental impacts of other thicknesses can be recounted by the design factor (on the material density and thickness base): except for A5**

Thickness (mm)	30	40	50	60	80	100	120	140
Faktor	0.35	0.47	0.55	0.64	0.82	1.00	1.17	1.37

**Tab. 8 - Environmental impacts**

Parameters	Unit	Product stage	Construction process stage		Use stage	End-of-life stage				Reuse, recovery, recycling
		A1-A3	A4	A5	B1-B7	C1	C2	C3	C4	D
Global Warming Potential (GWP) <sup>1</sup>	kg CO <sub>2</sub> equiv /FU	1,47E+01	1,89E-01	7,51E-01	0	0	2,93E-02	0	6,78E-02	MND
Ozone Depletion (ODP) <sup>2</sup>	kg CFC 11 equiv /FU	7,66E-07	3,44E-08	4,14E-08	0	0	5,33E-09	0	2,28E-08	MND
Acidification potential (AP) <sup>3</sup>	kg SO <sub>2</sub> equiv /FU	1,05E-01	6,31E-04	5,33E-03	0	0	9,77E-05	0	5,11E-04	MND
Eutrophication potential (EP) <sup>4</sup>	kg PO <sub>4</sub> <sup>3-</sup> equiv /FU	9,52E-03	1,39E-04	4,90E-04	0	0	2,15E-05	0	1,09E-04	MND
Photochemical ozone creation (POPC) <sup>5</sup>	kg C <sub>2</sub> H <sub>4</sub> equiv /FU	1,47E-02	1,81E-04	7,54E-04	0	0	2,80E-05	0	1,43E-04	MND
Abiotic depletion potential for non-fossil resources (ADP-elements) <sup>6</sup>	kg Sb equiv /FU	2,45E-07	7,45E-09	1,29E-08	0	0	1,15E-09	0	3,46E-09	MND
Abiotic depletion potential for fossil resources (ADP-fossil fuels) <sup>6</sup>	MJ /FU	1,33E+02	2,85E+00	6,93E+00	0	0	4,41E-01	0	1,94E+00	MND

MND = „module not declared“

The effect of the product in the phase B1-B7 will be count in to the level of the building structure.

- 1 The global warming potential of a gas refers to the total contribution to global warming resulting from the emission of one unit of that gas relative to one unit of the reference gas, carbon dioxide, which is assigned a value of 1.
- 2 Destruction of the stratospheric ozone layer which shields the earth from ultraviolet radiation harmful to life. This destruction of ozone is caused by the breakdown of certain chlorine and/or bromine containing compounds (chlorofluorocarbons or halons), which break down when they reach the stratosphere and then catalytically destroy ozone molecules.
- 3 Acid depositions have negative impacts on natural ecosystems and the man-made environment incl, buildings. The main sources for emissions of acidifying substances are agriculture and fossil fuel combustion used for electricity production, heating and transport.
- 4 Excessive enrichment of waters and continental surfaces with nutrients, and the associated adverse biological effects.
- 5 Chemical reactions brought about by the light energy of the sun. The reaction of nitrogen oxides with hydrocarbons in the presence of sunlight to form ozone is an example of a photochemical reaction.
- 6 Consumption of non-renewable resources, thereby lowering their availability for future generations.

**Tab. 9 – Resource use**

Parameters	Product stage	Construction process stage		Use stage	End-of-life stage				Reuse, recovery, recycling
	A1-A3	A4	A5	B1-B7	C1	C2	C3	C4	D
Use of renewable primary energy excluding renewable primary energy resources used as raw materials - MJ/FU	1,41E+01	3,52E-02	8,06E+00	0	0	5,45E-03	0	4,97E-02	MND
Use of renewable primary energy used as raw materials MJ/FU	9,23E+00	0	9,23E+00	0	0	0	0	0	MND
Total use of renewable primary energy resources (primary energy and primary energy resources used as raw materials) MJ/FU	2,33E+01	3,52E-02	1,17E+00	0	0	5,45E-03	0	4,97E-02	MND
Use of non-renewable primary energy excluding non-renewable primary energy resources used as raw materials - MJ/FU	1,33E+02	2,83E+00	6,92E+00	0	0	4,38E-01	0	1,92E+00	MND
Use of non-renewable primary energy used as raw materials MJ/FU	9,06E+00	0	4,53E-01	0	0	0	0	0	MND
Total use of non-renewable primary energy resources (primary energy energy resources used as raw materials) - MJ/FU and primary	1,42E+02	2,83E+00	7,37E+00	0	0	4,38E-01	0	1,92E+00	MND
Use of secondary material kg/FU	7,39E+00	0	3,70E-01	0	0	0	0	0	MND
Use of renewable secondary fuels - MJ/FU	0	0	0	0	0	0	0	0	MND
Use of non-renewable secondary fuels - MJ/FU	0	0	0	0	0	0	0	0	MND
Use of net fresh water - m <sup>3</sup> /FU	4,53E-02	5,47E-04	2,40E-03	0	0	8,47E-05	0	2,12E-03	MND

**Tab. 10 – Waste categories**

Parameters	Unit	Product stage	Construction process stage		Use stage	End-of-life stage				Reuse, recovery, recycling
		A1-A3	A4	A5	B1-B7	C1	C2	C3	C4	D
Hazardous waste disposed	kg /FU	1,67E-01	1,85E-03	8,51E-03	0	0	2,87E-04	0	9,92E-04	MND
Non-hazardous waste disposed	kg /FU	2,82E+00	1,49E-01	7,85E-01	0	0	2,30E-02	0	1,27E+01	MND
Radioactive waste disposed	kg /FU	1,84E-04	1,94E-05	1,09E-05	0	0	3,00E-06	0	1,29E-05	MND

MND = „module not declared“

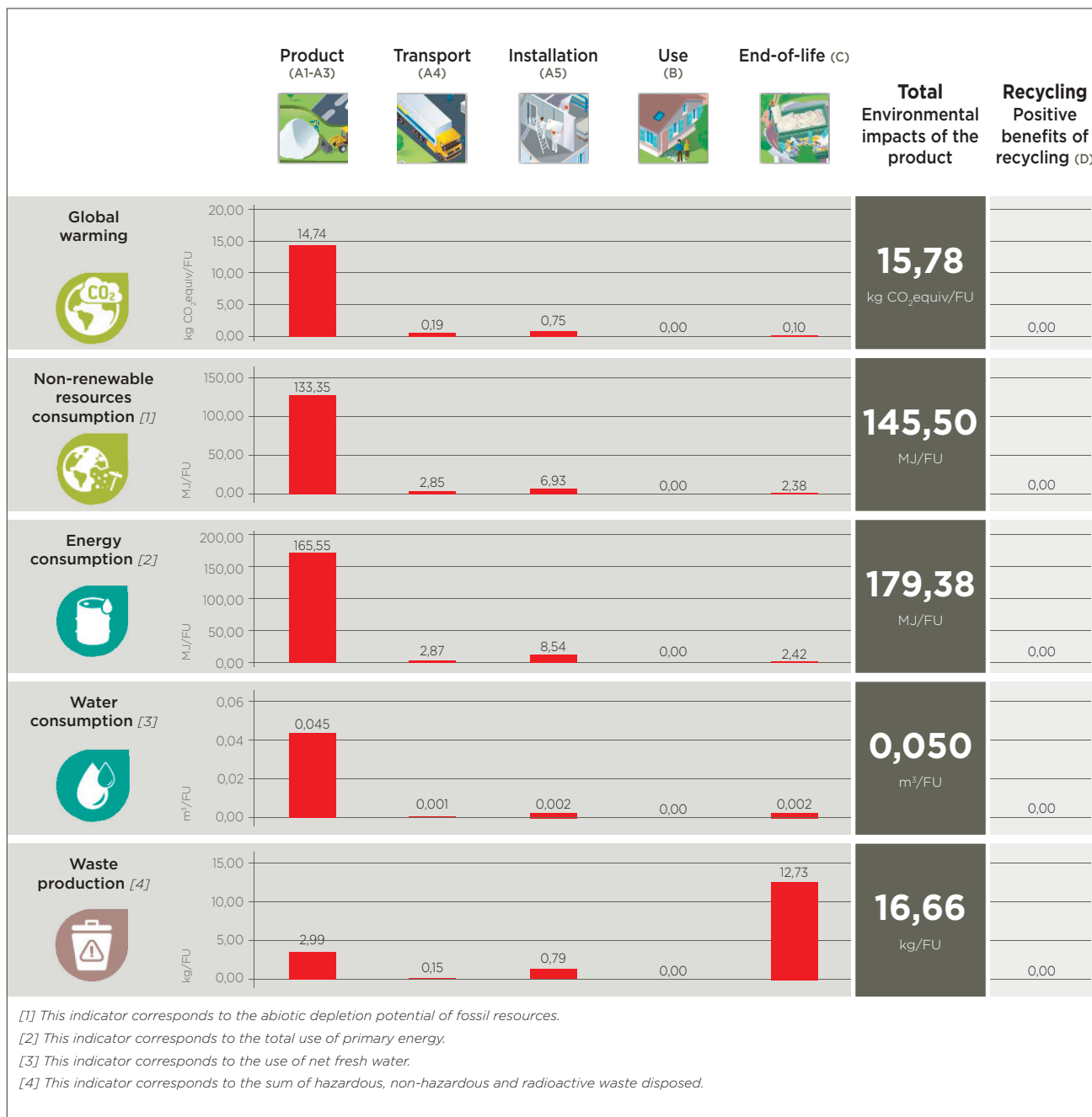
The effect of the product in the phase B1-B7 will be count in to the level of the building structure.

**Tab. 10 – Other output flows**

Parameters	Unit	Product stage	Construction process stage		Use stage	End-of-life stage				Reuse, recovery, recycling
		A1-A3	A4	A5	B1-B7	C1	C2	C3	C4	D
Components for re-use	kg /FU	0	0	0	0	0	0	0	0	MND
Materials for recycling	kg /FU	2,79E-01	0	5,58E-01	0	0	0	0	0	MND
Materials for energy recovery	kg /FU	0	0	0	0	0	0	0	0	MND
Exported energy	MJ /FU	1,21E-05	0	6,04E-07	0	0	0	0	0	MND

MND = „module not declared“

The effect of the product in the phase B1-B7 will be count in to the level of the building structure.





**Fig. 14 - The interpretation of results LCA according to SG PCR**

### **Waste processing for reuse, recovery and/or recycling (not considered in the LCA scenarios of this EPD):**

Factory mineral wool waste can be processed into recycled briquettes for mineral wool production. Only internal recycled products (that never leave factory gate) can be used as a production input and it is mentioned only at part A1 - Raw material supply. Main parts of these briquettes are Milled wet mineral waste, Cement and Bauxit.



Second way how to reuse or recycle old mineral wool waste is to mill it and use it as a blown wool for attic floor insulation or for cavity constructions. This option is now available only for an internal waste recycling (for products, that have never been used in real constructions). That's why this reuse and recycling is not counted also for stages C and D of this EPD.



### **Recycled content:**

The total amount of recycled content in the product ISOVER T according ČSN EN ISO 14021 part 7.8 is 77 %. The amount of recycled content in the product is divided as follows according to part 7.8.1.1:

- a) Recycled content
  - 1) Pre-consumer material 19,5 %
- b) Recycled material 22 %
- c) Recovered material 35 %

The calculation of the recycled content is based on the weight of the product. Data on raw materials and production from 2015 are used in the calculation.



## ENVIRONMENTAL POLICY OF SAINT-GOBAIN

The vision of Saint-Gobain in environmental policy is to respect the principles of sustainable development, to reduce environmental impact at all stages of the life cycle, while preserving and improving all useful properties of their products.

The Group has two long-term objectives: zero environmental accidents and continuous reduction of environmental impacts (see Table 13). Long-term objectives are met by medium-term and short-term goals. The Group emphasizes in particular the following environmental areas: feedstock, waste, energy, atmospheric emissions, water, biodiversity and environmental accidents.

**Tab. 12 - Long term goals of the group Saint Gobain in the environmental**

	<b>Non recovered waste (2010–2025)</b> Long-term goal	-50 % zero non-recovered waste
	<b>Energy consumption (2010–2025)</b> <b>CO<sub>2</sub> emissions (2010–2025)</b>	-15 % -20 %
	<b>Water discharge (2010–2025)</b> Long-term goal	-80 % zero industrial water discharge in liquid form
	<b>Target by 2025</b>	promote the preservation of natural areas at Company sites as much as possible
	<b>Target by 2025</b>	EvE2 / site / year < 0.25 (EvE: Environment Event management standard from Saint-Gobain)

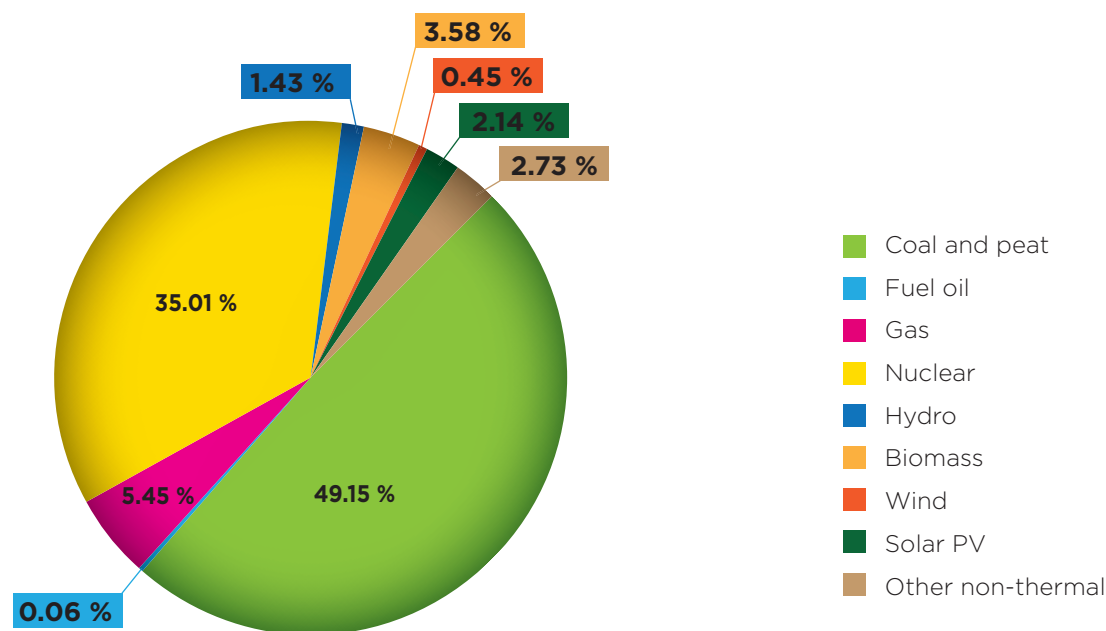
*More informations CSR (Corporate Sustainability Report) on the website [www.saint-gobain.com](http://www.saint-gobain.com)*

Production process follows in addition these international standards:  
ČSN EN ISO 9001, ISO 14001,  
OHSAS 18001 a ISO 50001



The electricity production model considered for the modelling of Saint-Gobain plant is:  
401 Electricity (Czech Republic, 2017)

Type of information	Description
Location	Representative of average production in Czech Republic (2017)
Geographical representativeness description	Split of energy sources in Czech republic - Coal and peat: 49.15% - Fuel oil: 0.06% - Gas: 5.45% - Nuclear: 35.01% - Hydro: 1.43% - Biomass: 3.58% - Wind: 0.45% - Solar PV: 2.14% - Other non-thermal: 2.73%
Reference year	2017
Type of data set	Cradle to gate
Source	OTE CZ *



\*National energy mix. OTE CZ [online]. [cit. 2018-08-14]. Available from: <http://www.ote-cr.cz/statistika/narodni-energeticky-mix/narodni-energeticky-mix>

## REFERENCES

- [1] ČSN EN 15804. Sustainability of construction works - Environmental product declarations - Core rules for the product category of construction products. Prague: Úřad pro technickou normalizaci, metrologii a státní zkušebnictví, 2012
- [2] ČSN ISO 14025. Environmental labels and declarations - Type III environmental declarations - Principles and procedures. Prague: ČESKÝ NORMALIZAČNÍ INSTITUT, 2006
- [3] Environdec PCR (International EPD system). Product group : Multiple UN CPC Codes: INSULATION MATERIALS. version 1.0 (2014:13). Sweden.
- [4] General report on ISOVER LCA Castolovice. Paris, France: ISOVER, 2015



Division **ISOVER**  
**SAINT-GOBAIN CONSTRUCTION PRODUCTS CZ a.s.**  
Smrčková 2485/4 • 180 00 Praha 8 • Czech Republic

**Free info line**  
800 ISOVER (800 476 837)

**Technical consultancy**  
E-mail: [technickedotazy@isover.cz](mailto:technickedotazy@isover.cz)

**[info@isover.cz](mailto:info@isover.cz)**  
**[www.isover.cz](http://www.isover.cz)**

**ISOVER**  
SAINT-GOBAIN